



FEDERATION

ALUMINIUM CAST PANELS

**DURABLE, STURDY AND NON-RUSTING
WITH CHOICE OF STYLES AND COLOURS**

1300 ALSPEC (1300 257 732)
alspec.com.au

alspec
ALUMINIUM SYSTEMS
SPECIALISTS

Alspec's Federation Cast Panels

Designed to suit all of Alspec's door and window screen frames, the Federation® Aluminium Cast Panels offer a wide range of styles, patterns and colours.

Federation Design

Federation® Cast Panels feature unique designs with Australian Design Registrations. The Federation® Cast Panel range offers a selection of traditional and contemporary designs in an extensive range of colour finishes. Manufactured from the highest quality of recyclable aluminium, Federation® Cast Panels are a stylish and durable means to finish off your window and door screen.

The Complete Range

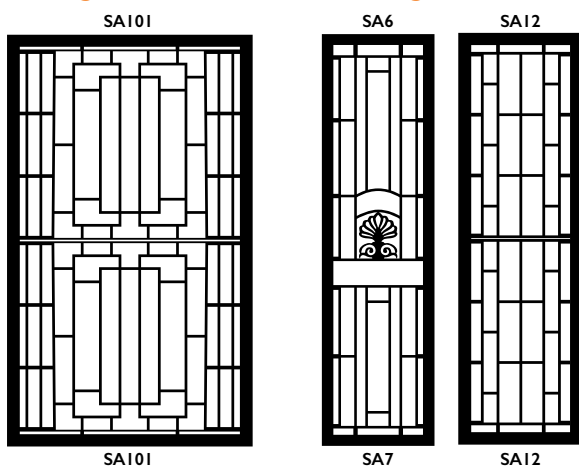
Alspec now offers the complete range of screening systems from our top of the range Invisi-Gard® 316 Stainless Steel Security Screens, through to Alu-Gard®, Federation® Cast Panels, Alu-Grille® Diamond Grilles, Vision-Gard™ one way vision security screen, fibreglass and aluminium insect screen and all the associated accessories. For a history of great service and quality built products when considering an aluminium screen door system, there's only one place that has all the solutions - Alspec.

Custom Built


All screen doors using Federation Cast Panels are custom built, made to measure to suit your exact requirements. Federation Cast Panels are suitable for a wide range of residential door and window applications including: Hinged Doors, Sliding Doors and Window Screens.

Cast Panel Combination Options


Sliding Doors



Side Light



Hinged Doors



Choice of Stylish Colours

With Federation® Cast Panels, matching the colour to your existing door and window frame is not a problem. A full range of powder coated colours are readily available from your Federation® Dealer.

- All Federation® Cast Panels are pre-finished and come with a 2 year powder coat warranty.
- A full range of powder coated custom colours can be ordered as requested.
- Please note that stocked colour ranges vary between branches.

Alspec Colour Disclaimer

Colour representations in this brochure are for illustrative purposes only. You should request actual samples before placing your order.

PEARL WHITE	POTTERY
WHITE BIRCH	JASPER
MAGNOLIA	NOTREDAME
DUNE SATIN	WOODLAND GREY
PRIMROSE	MONUMENT
PAPERBARK	DEEP OCEAN
STONE BEIGE	SATIN BLACK

Item Name	Size Exc. Lugs (HxW)	Size Inc. Lugs (HxW)	Vertical Lugs (H)	Horizontal Lugs (W)
SA1	900 x 615	970 x 795	70	90
SA2	900 x 615	970 x 795	70	90
SA4	1000 x 615	1070 x 795	70	90
SA5	695 x 615	765 x 795	70	90
SA6	1000 x 390	1070 x 500	70	55
SA7	700 x 390	770 x 500	70	55
SA8	1000 x 620	1070 x 800	70	90
SA10	1055 x 620	1125 x 800	70	90
SA11	745 x 615	815 x 795	70	90
SA12	900 x 385	970 x 505	70	60
SA101	900 x 995	1000 x 1095	50	50

* Panel sizes are to be used as a guide only. All sizes are in millimetres and include a tolerance of 5mm.

Your authorised Alspec dealer:

